

# ACOUSTIC SLAT PANELS - FITTING GUIDE



1



Measure your wall

2



Mark your panel

3




Cut felt with a utility knife

4




Cut with a fine-tooth hand saw

5




Lightly sand any cut edges

6



Apply adhesive to rear of panel

7



Apply pressure for several minutes



Enjoy your new space